



# AMF - 1.5T

## Three-wheel Counterbalance Forklift 1.5T

- Ideal for space with low-ceilings
- Lithium technology with integrated charger
- Bluetooth preventive service app for maintenance efficiency
- Market-proven components

CE

ARAS Developments FZE

T: +971 4 887 6602

W: [www.arasfze.com](http://www.arasfze.com)

**AAAS**  
Handling Equipment

## FEATURES


### ■ Ideal for space with low-ceilings

AMF-15T demonstrates a compact design especially at the height (<2.0m) which makes it an ideal tool to perform the tasks in space with low ceilings such as malls, old factories, underground parking garage, cargo lifts and older warehouses -- even with a 3F4350 mast. This 3-wheel truck also features a small turning radius 1535mm and light weight 2200kg, offering great maneuverability in narrow aisles and mezzanines.



### ■ Lithium technology with integrated charger

AMF-15T adopts a maintenance-free 48V/150Ah Li-ion battery and 48V/30A internal charger, which delivers more charging convenience and increased uptime due to opportunity charging, better fitting in 24/7 operations. A 48V/180Ah AGM version with a 48V/30A external charger is also available.



### ■ Bluetooth preventive service app for maintenance efficiency

AMF-15T guarantees a high level of maintenance efficiency with EP preventive service app that enables operators to connect the truck via bluetooth for parameter changes and monitoring as well as diagnostics trouble code reading without a handheld unit.



### ■ Market-proven components

AMF-15T adopts market-proven reliable components that encourage its long service life.

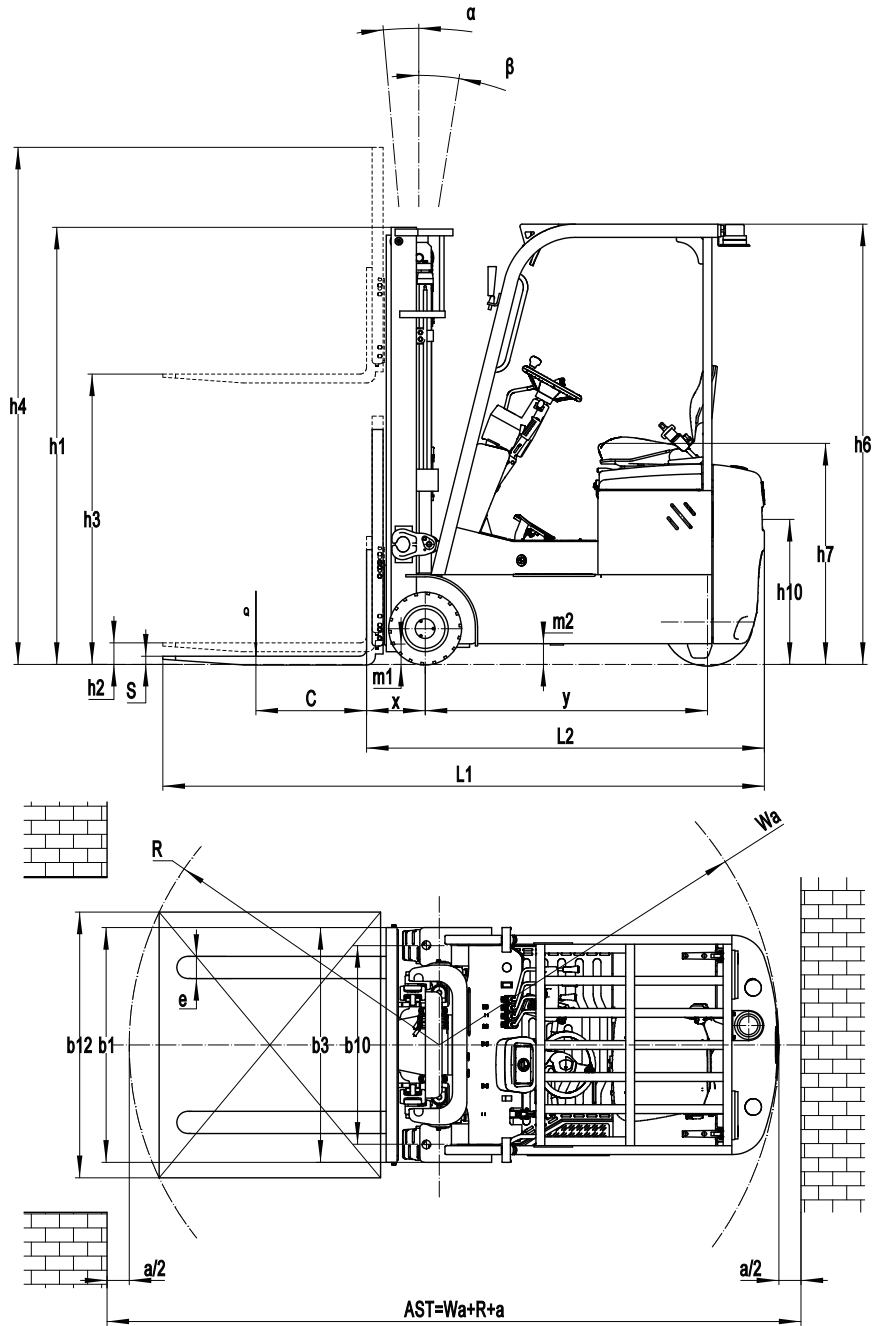


# Electric Counterbalance Forklift 1.5T

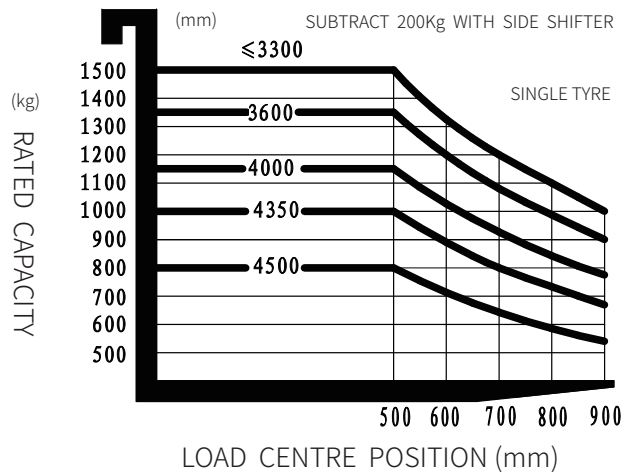
## AMF - 1.5T

				AMF - 1.5T (Li-ion)	AMF - 1.5T (Lead-acid)	
Distinguishing mark	1.2	Model designation				
	1.3	Drive		Electric	Electric	
	1.4	Operator type		Seated	Seated	
	1.5	Load capacity	Q	kg	1500	1500
	1.6	Load center distance	c	mm	500	500
	1.8	Load distance, centre of drive axle to fork	x	mm	265	265
	1.9	Wheelbase	y	mm	1275	1275
Service weight	2.1	Service weight		kg	2200	2200
	2.2	Axle loading, laden front/rear		kg	3290/410	3290/410
	2.3	Axle loading, unladen front/rear		kg	890/1310	890/1310
Tyres/chassis	3.1	Tyre type			Solid Rubber	Solid Rubber
	3.2	Tyre size, front			330×145	330×145
	3.3	Tyre size, rear			16x6-8	16x6-8
	3.5	Wheels, number front/rear (x=drive wheels)		mm	2/1x	2/1x
	3.6	Tread width, front	b10	mm	905	905
	3.7	Tread width, rear	b11	mm	—	—
	Dimensions	4.1	Tilt of mast/fork carriage forward/backward	$\alpha/\beta$	°	3/5
4.2		Retracted mast height	h1	mm	1980	1980
4.3		Free lift	h2	mm	100	100
4.4		Lift height	h3	mm	3000	3000
4.5		Height, mast extended	h4	mm	4054	4054
4.7		Height of overhead guard (cabin)	h6	mm	1995	1995
4.8		Seat height/standing height	h7	mm	985	985
4.12		Tow coupling height	h10	mm	660	660
4.19		Overall length	l1	mm	2717	2717
4.20		Length to face of forks	l2	mm	1797	1797
4.21		Overall width	b1/b2	mm	1060	1060
4.22		Fork dimensions	s/e/l	mm	40×100×920	40×100×920
4.23		A,B Fork carriage class/type A, B			2A	2A
4.24		Fork carriage width	b3	mm	1040	1040
4.31		Ground clearance, laden, below mast	m1	mm	90	90
4.32		Ground clearance, center of wheelbase	m2	mm	78	78
4.34.1		Aisle width for pallets 1000×1200 crossways	Ast	mm	3000	3000
4.34.2		Aisle width for pallets 800×1200 crossways	Ast	mm	3200	3200
4.35		Turning radius	Wa	mm	1535	1535
Performance data		5.1	Travel speed, laden/unladen		km/h	8/ 9
	5.2	Lifting speed, laden/unladen		m/s	0.25/ 0.3	0.25/0.3
	5.3	Lowering speed, laden/unladen		m/s	0.44/ 0.425	0.44/0.425
	5.5	Drawbar pull, laden/unladen		N	—	—
	5.6	Max. drawbar pull, laden/unladen		N	—	—
	5.8	Max. gradeability, laden/unladen		%	10/ 12	10/12
	5.10	Service brake			Hydraulic/Mechanical	Hydraulic/Mechanical
5.11	Parking brake			Mechanical	Mechanical	
Electric-engine	6.1	Drive motor rating S2 60 min		kW	6	6
	6.2	Lift motor rating at S3 15%		kW	5	5
	6.4	Battery voltage/nominal capacity		V/Ah	48V/150Ah	48V/180Ah
	6.5	Battery weight		kg	—	—
Addition data	8.1	Type of drive control			AC	AC
	10.5	Steering design			Hydraulic	Hydraulic
	10.7	Sound pressure level at the driver's ear		dB(A)	< 70	≤70

If there are improvements of technical parameters or configurations, no further notice will be given.  
The diagram shown may contain non-standard configurations.



**RATED CAPACITIES AND LOAD CENTERES GRAPH**





# Mast Option

Mast types	Lift height ( h3 )	Height, Mast			Height, Free lift(h2)	
		Height, mast lowered(h1)	Height, mast extended(h4)		No backrest	With backrest
	No backrest		With backrest	mm		
2-Standard Mast	2500	1730	3046	3554	100	100
	2700	1830	3246	3754	100	100
	3000	1980	3546	4054	100	100
	3300	2130	3846	4354	100	100
	3600	2280	4146	4654	100	100
2-Free Mast	3000	2010	3546	4054	1494	986
	3300	2160	3846	4354	1644	1136
	3600	2310	4146	4654	1794	1286
3-Free Mast	4000	1830	4546	5054	1314	806
	4350	1980	4896	5404	1464	956
	4500	2030	5046	5554	1514	1006

# Option

No.	Optional items	AMF - 1.5T
1.1	Fork dimension	●100*40*920 ○100*40*1070○100*40*1100○100*40*1150 ○100*40*1220○100*40*1370○100*40*1520
1.4	Fork carriage width	●1068mm○Yes and can be customized
1.5	Fork carriage height	●1028mm○Yes and can be customized
2.5	Front wheel material	●solid
2.6	Rear wheel material	●solid
2.7	Battery capacity	○48V150AH(Li-ion)○48V180AH(AGM)
2.8	Charger	○48V30A internal (Li-ion)○48V30A external(AGM)○48V50A internal(Li-ion)
2.9	Battery indicator	●With time
2.10	Seat type	●Regular○Premium
2.11	Attachments	●No○Built-in sideshifter○External shifter○Adjustable fork
2.13	Traction pin	●Yes
3.5	Front lamp	●LED
3.6	Rear lamp	●NO○LED
3.7	Warning lamp	●Yes
3.8	Steering lamp	●Yes
3.9	Blue lamp	●NO○2 front○1 rear○2 front + 1 rear
3.10	Area warning lamp	●NO○Red, 1 left + 1 right
3.11	Rearview mirror	●One Rearview mirror○Two Rearview mirrors
3.12	Buzzer	●Yes
3.17	OPS system	●NO○Yes and not customized
3.23	Telematics	●NO○Yes and not customized

Note: ●Standard ○ Optional - Inconformity